



복미

# 한글학교 역사문화 수업자료

사계절



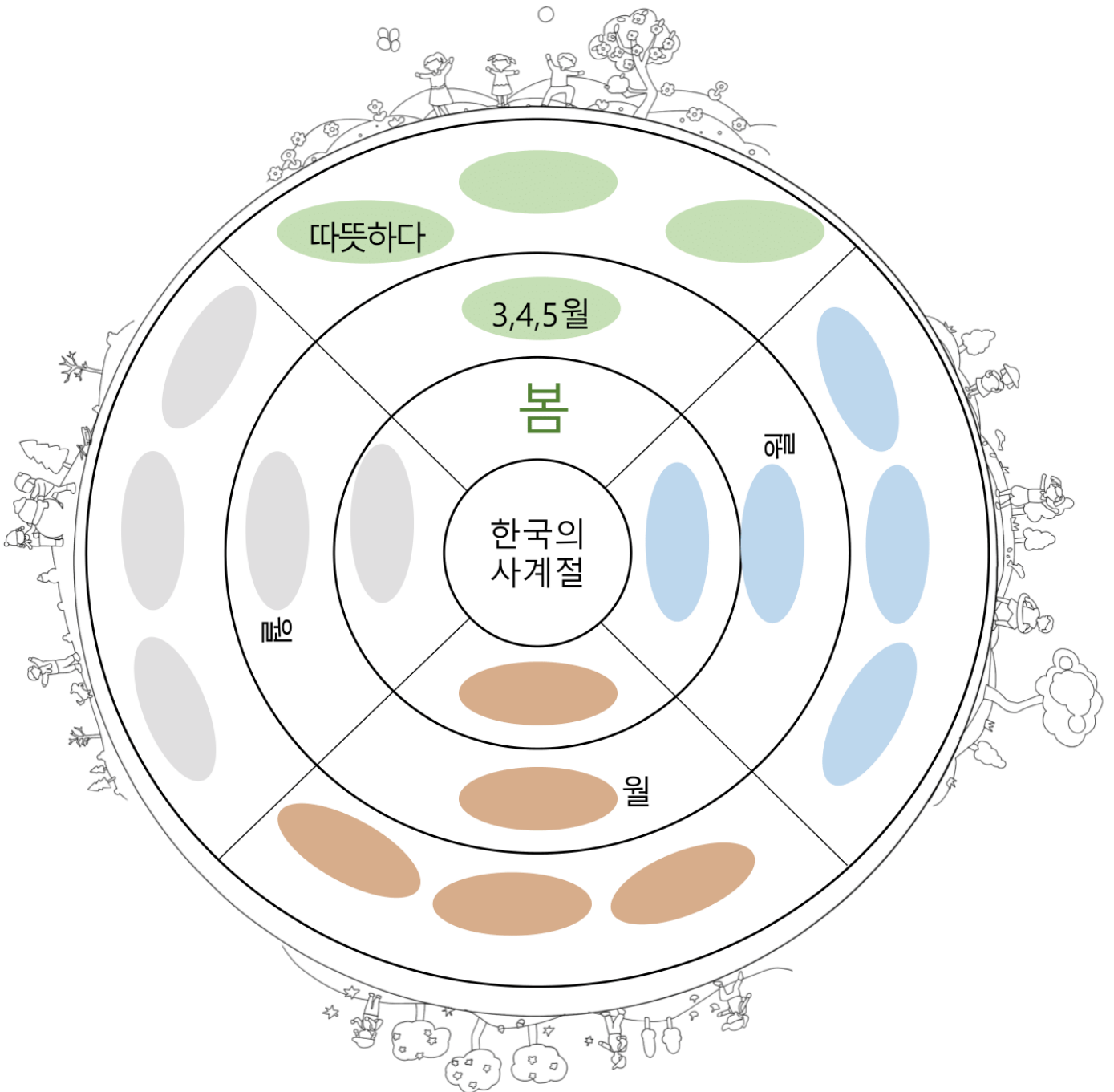


활동지 1

한국의 사계절



This is a picture showing the four seasons in Korea. Cut out the example with scissors to complete the picture below. Then color the picture showing each season with colored pencils.



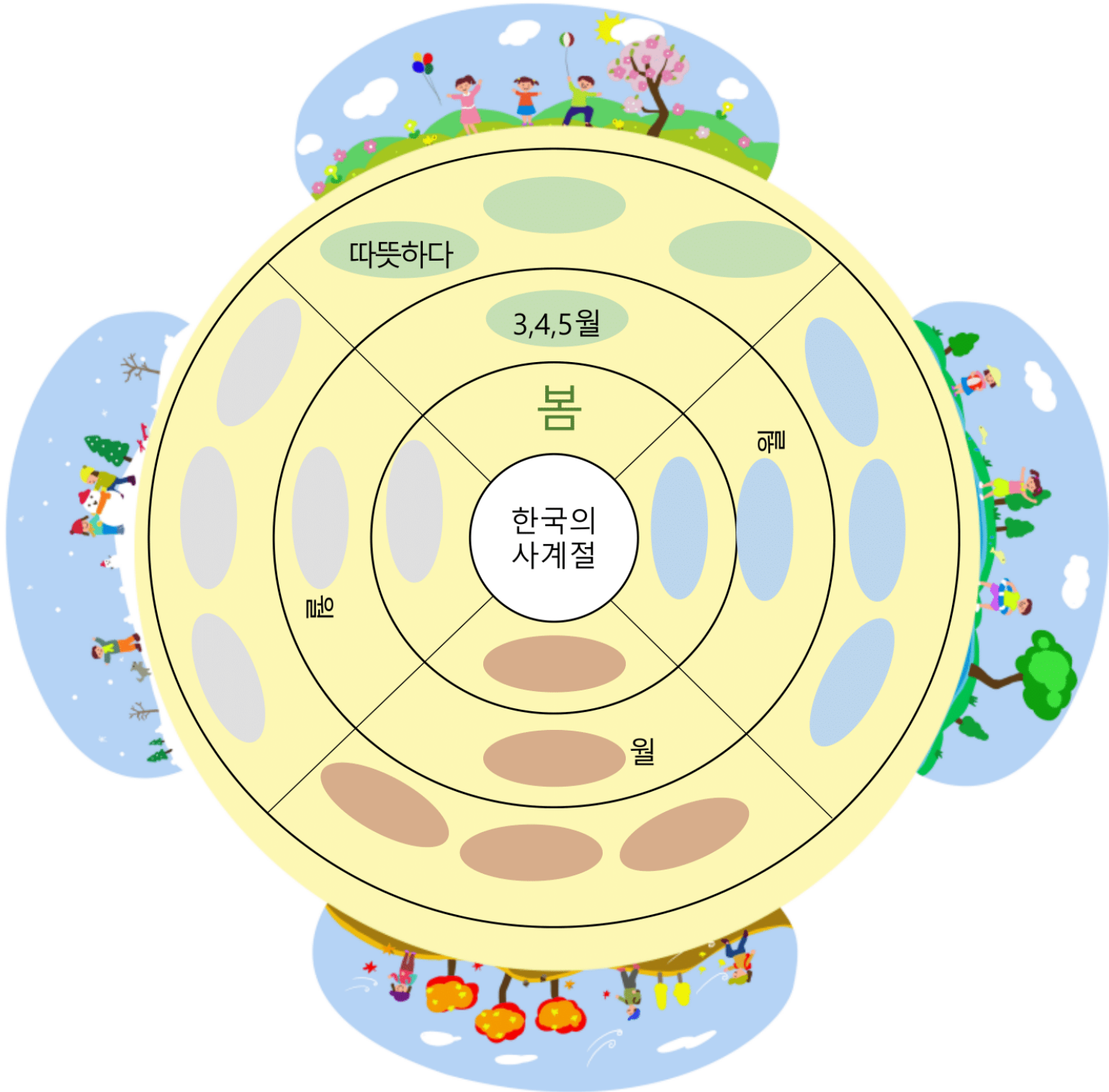


활동지 1

한국의 사계절



This is a picture showing the four seasons in Korea. Cut out the example with scissors to complete the picture below. Then color the picture showing each season with colored pencils.





활동지 1

한국의 사계절

Cut out the examples below with scissors and complete the picture of four seasons.

계절 이름

여름

가을

겨울

기간

6,7,8월

9,10,11월

12, 1, 2월

계절의 특징

시원하다

꽃

눈 사람

습하다

장마

눈

새싹

춡다

덥다

단풍

푸른 하늘







활동지 1

한국의 사계절



Here are the things people do in four seasons. Write them down in the right pictures.

날씨가 따뜻하고 새싹이 돋아나요	냇가에서 물고기를 잡아요	바람이 시원하고 날씨가 맑아요	추수를 해요
사과와 배를 먹어요	비가 많이 오고 더워요	씨앗을 뿌리거나 모내기를 해요	산에 가서 단풍을 구경해요
봄나물을 먹어요	농부들은 잡초를 뽑고 밭일을 하느라 아주 바빠요	시원한 수박을 먹어요	눈사람을 만들고 눈싸움을 해요
벚꽃을 구경하러 소풍을 가요	군밤과 군고구마를 먹어요	땅을 쉬게 해요	날씨가 춥고 눈이 와요





## 활동지 2

## 세계의 사계절



How about the seasons in your country? Compare the seasons in Korea with the seasons in your country and talk about the similarities and differences.

Similarities between the four seasons in Korea and those in your country

---

---

---

---

---

---

---

Differences between the four seasons in Korea and those in your country

---

---

---

---

---

---

---