




7. 하나, 둘, 셋, 넷

연습해요




◎ [보기]와 같이 알맞은 숫자를 한글로 쓰세요.











보기

			<div style="border: 1px solid black; padding: 5px; display: inline-block;">삼</div>
		<div style="border: 1px solid black; width: 40px; height: 30px; margin: 0 auto;"></div>	

				
<div style="border: 1px solid black; padding: 5px; display: inline-block;">일</div>	<div style="border: 1px solid black; width: 40px; height: 30px; margin: 0 auto;"></div>	<div style="border: 1px solid black; padding: 5px; display: inline-block;">삼</div>	<div style="border: 1px solid black; width: 40px; height: 30px; margin: 0 auto;"></div>	<div style="border: 1px solid black; width: 40px; height: 30px; margin: 0 auto;"></div>
				
<div style="border: 1px solid black; padding: 5px; display: inline-block;">육</div>	<div style="border: 1px solid black; width: 40px; height: 30px; margin: 0 auto;"></div>	<div style="border: 1px solid black; width: 40px; height: 30px; margin: 0 auto;"></div>	<div style="border: 1px solid black; padding: 5px; display: inline-block;">구</div>	<div style="border: 1px solid black; width: 40px; height: 30px; margin: 0 auto;"></div>

보기

			<div style="border: 1px solid black; padding: 5px; display: inline-block;">둘</div>
		<div style="border: 1px solid black; width: 40px; height: 30px; margin: 0 auto;"></div>	

				
<div style="border: 1px solid black; width: 40px; height: 30px; margin: 0 auto;"></div>	<div style="border: 1px solid black; padding: 5px; display: inline-block;">둘</div>	<div style="border: 1px solid black; width: 40px; height: 30px; margin: 0 auto;"></div>	<div style="border: 1px solid black; width: 40px; height: 30px; margin: 0 auto;"></div>	<div style="border: 1px solid black; padding: 5px; display: inline-block;">다</div> <div style="border: 1px solid black; padding: 5px; display: inline-block;">섯</div>
				
<div style="border: 1px solid black; width: 40px; height: 30px; margin: 0 auto;"></div>	<div style="border: 1px solid black; padding: 5px; display: inline-block;">일</div> <div style="border: 1px solid black; padding: 5px; display: inline-block;">곱</div>	<div style="border: 1px solid black; width: 40px; height: 30px; margin: 0 auto;"></div>	<div style="border: 1px solid black; width: 40px; height: 30px; margin: 0 auto;"></div>	<div style="border: 1px solid black; padding: 5px; display: inline-block;">열</div>

7. 하나, 둘, 셋, 넷

연습해요

◎ [보기]와 같이 숫자를 연결하세요.

보기

1

일



하나

2

이



다섯

3

삼



둘

4

사



넷

5

오



셋

6

육



여덟

7

칠



일곱

8

팔



열

9

구



여섯

10

십




아홉

7. 하나, 둘, 셋, 넷


연습해요

◎ 숫자를 읽고 [보기]와 같이 숫자에 맞는 물고기를 그리세요.

보기




이




다섯

1




넷

2




팔

3




하 나

4




여섯

5



삼

6



일곱